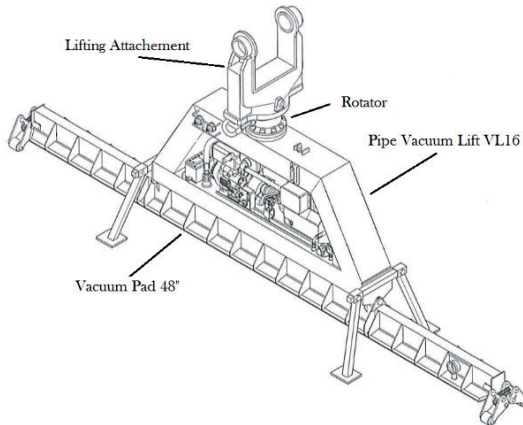


# VL 16

## PIPE VACUUM LIFT

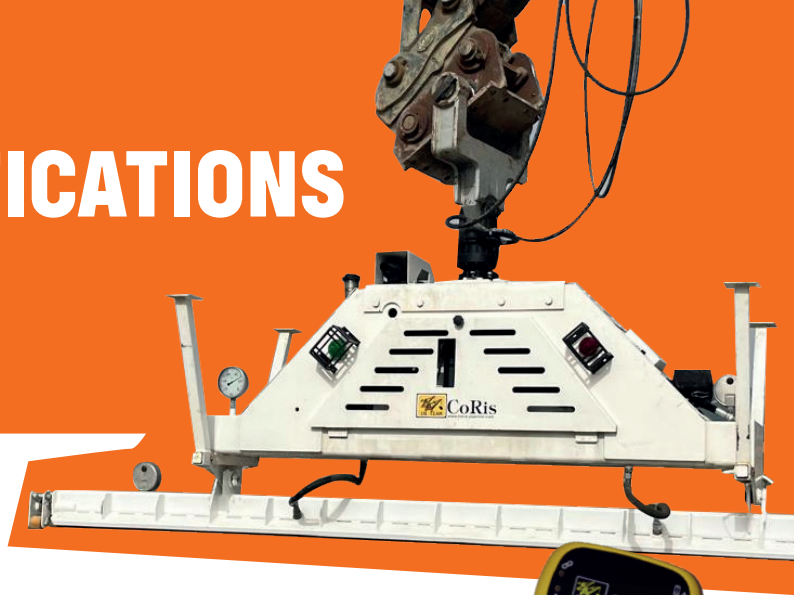


# TECHNICAL SPECIFICATIONS



Each vacuum pipe lifter is equipped with a vacuum pump driven by a diesel engine.

By opening a valve through a remote control, vacuum is created between the suction pad and the pipe: thanks to this difference of pressure between outside and inside, the suction pad will "suck" itself onto the pipe surface ensuring enough force to handle the pipe



## REMOTE CONTROL

**Engine:** Lombardini 15LD440  
Vacuum

**Vacuum Pump:**  
**Pump:** BUSCH Mink MM  
1142 BV

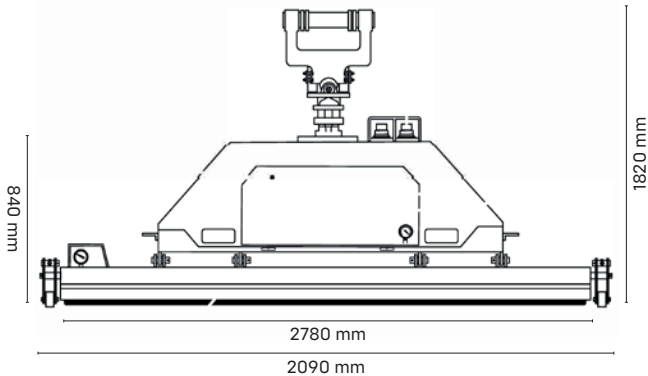
**Flow rate:** 140 mc/h

**Ultimate pressure:** 60 hPa (mbar)

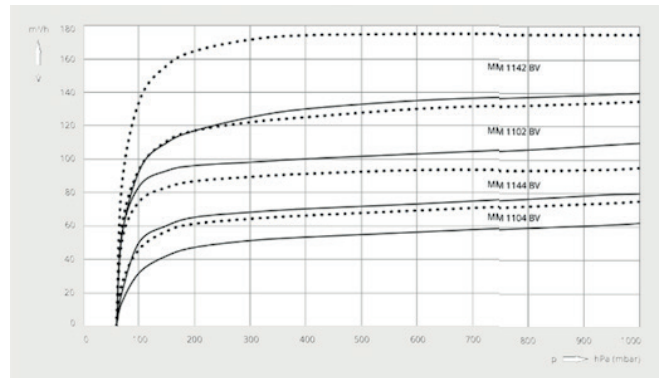
**Fuel tank:** 22 liter



## DIMENSIONS




## PUMPING SPEED (Air at 20°C tolerance ± 10% - 50 Hz - 60Hz)



## TECHNICAL DATA

			Mink MM 1142 BV
Nominal pumping speed	m <sup>2</sup> /h	50 Hz	140
Ultimate pressure	hPa (mbar)		60
Nominal motor rating	kW	50 Hz	3.5
Nominal motor speed	min <sup>-1</sup>	50 Hz	3000
Noise level (ISO 2151)	dB(A)	50 Hz	75
Weight approx.	kg		185
Dimensions (L x W x H)	mm		1030x430x410
Gas inlet / outlet			G 1 ¼" / R 1"



# CHARACTERISTICS

## EXCAVATOR STANDARD LIFTING CAPACITY

LOAD POINT	10 FT. (3.05 M)		15 FT. (4.57 M)		20 FT. (6.10 M)		25 FT. (7.62 M)		30 FT. (9.15 M)	
HEIGHT	OVER FRONT	OVER SIDE	OVER FRONT	OVER SIDE	OVER FRONT	OVER SIDE	OVER FRONT	OVER SIDE	OVER FRONT	OVER SIDE

With 7.0 m (23-ft. 0-in.) boom; 3.9 m (12-ft. 10-in.) arm; 1.9 m<sup>3</sup> (2.5-cu.-yd.) – 1570 kg bucket; and 750 mm (30-in.) triple semi-grouser shoes


25 ft. (7.62 m)									5 080	5 080
20 ft. (6.10 m)									8 119	7 258
15 ft. (4.67 m)							10 024	9 798	9 072	7 076
10 ft. (3.05 m)			19 913	19 913	14 107	13 290	11 340	9 253	9 752	6 759
5 ft. (1.52 m)			15 921	15 921	16 375	12 383	12 655	8 754	10 478	6 486
Ground Line			14 742	14 742	17 781	11 748	13 563	8 346	10 660	6 214
-5 ft. (-1.52 m)	8800	8800	19 958	18 144	18 053	11 431	13 925	8 119	10 478	6 078
-10 ft. (-3.05 m)	16 647	16 647	22 770	18 235	17 373	11 385	13 517	8 029	10 433	6 033
-15 ft. (-4.67 m)	25 447	25 447	19 913	18 507	15 558	11 521	12 156	8 119		

With 6.3 m (20-ft. 8-in.) ME boom; 2.9 m (9-ft. 6-in.) ME arm; 2.5 m<sup>3</sup> (3.3-cu.-yd.) – 1870 kg bucket; and 750 mm (30-in.) triple semi-grouser shoes

20 ft. (6.10 m)					11 521	11 521	10 206	9 707		
15 ft. (4.67 m)			16 420	16 420	13 109	13 109	11 385	9 435		
10 ft. (3.05 m)					15 286	13 064	12 383	9 027	8 029	6 486
5 ft. (1.52 m)					17 191	12 247	13 381	8 618	10 297	6 305
Ground Line			24 993	18 461	18 099	11 748	13 925	8 301	9 072	6 169
-5 ft. (-1.52 m)			23 496	18 416	17 781	11 521	13 699	8 165		
-10 ft. (-3.05 m)			20 684	18 643	16 057	11 612	12 156	8 210		
-15 ft. (-4.67 m)			15 876	15 876	12 247	11 975				

## PAD SYSTEM

PAD SIZE	PAD OWN WEIGHT	LIFTING CAPACITY
4"	77 kg	1,300 kg
6 – 8"	203 kg	1,600 kg
10 – 14"	375 kg	3,100 kg
16 – 22"	429 kg	4,050 kg
24 – 32"	527 kg	6,050 kg
34 – 42"	661 kg	7,650 kg
42 – 48"	784 kg	11,700 kg
50 – 54"	1,190 kg	15,000 kg
56 – 60"	1,404 kg	17,900 kg



# VACUUM LIFT VL-16

Vacuum lifting has transformed stringing and pipe handling in pipeline construction industry.

No need any more for ensuring staff – it became a job for one person. Excavator or crane operator with a vacuum lift installed performs pipe handling 10 times faster than it was time ago with spreader beam and two helpers on the ground.

Safety features on our vacuum lifting device guarantee that there will be no loss of lifted pipe at any time.

Our vacuum lift could be used with all size of pipes. All is needed - just to change the suction pad. Please see a table of pad sizes and if you require we also have a pad for double-joint pipes.



## OTHER MACHINES AND EQUIPMENT OF OUR PRODUCTION



Sidebooms from 50 to 130 Mt



Pipebending machines



Pay welders



Internal and external line-up clamps, pipe facing machines, roli cradles, fill and water pumps and others.



**CORIS S.R.L.**

Via Berettinazza, 2/4 • 43012 • Fontevivo (PR) - Italy  
+39 0521 657964 • info@coris-pipeline.com

[www.coris-pipeline.com](http://www.coris-pipeline.com)